

Name : _____

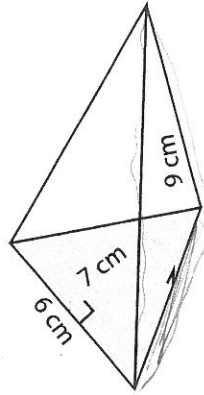
Score : _____

Surface Area - Prism

L2DS3

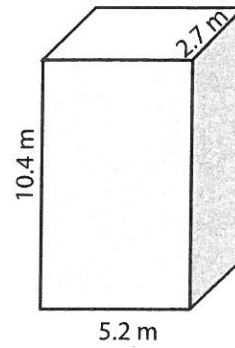
Find the surface area of each prism. Round the answer to nearest tenth. (use $\pi = 3.14$)

1)



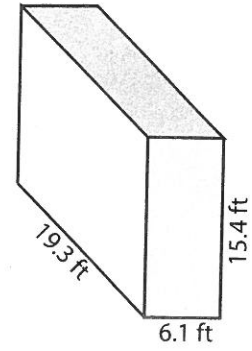
Surface Area = _____

2)



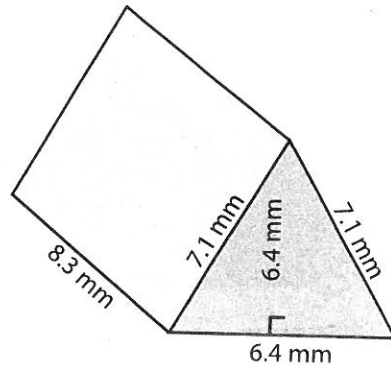
Surface Area = _____

3)



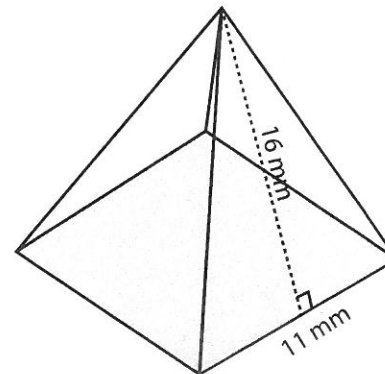
Surface Area = _____

4)



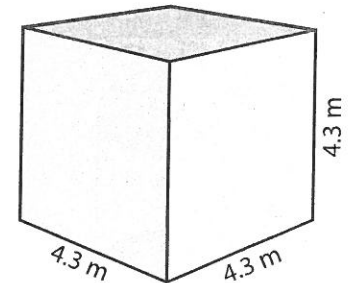
Surface Area = _____

5)



Surface Area = _____

6)



Surface Area = _____